


SINGER
400W11,W14

Form 2984w

(149)

Printed in U. S. A.

LIST OF PARTS



SINGER**
MACHINES
Nos. 400w11 and 400w14

THE SINGER MANUFACTURING COMPANY

**A Trade Mark of THE SINGER MANUFACTURING COMPANY

From the library of: Diamond Needle Corp

INSTRUCTIONS FOR OILING

BEFORE STARTING THE MACHINE, fill reservoir in base to "high" mark. Inspect often enough to keep oil level from going below "low" mark in base.

To ensure easy running and prevent unnecessary wear of the parts which are in movable contact, the machine requires oiling and when in continuous use, "TYPE A" or "TYPE C" OIL, sold by Singer Sewing Machine Company, should be applied at the beginning of each working day to all oil holes marked "OIL", as instructed in Form 3019w.

"TYPE C" OIL should be used when an oil is desired which will produce a minimum of stain on fabrics, even after a long period of storage.

INDEX

	PAGE
ACCESSORIES	14
BELT GUARD	16
BOBBIN WINDERS	15 & 16
KNEE LIFTER	14
MACHINE NO. 400w11	5
MACHINE NO. 400w14	13
MISCELLANEOUS PARTS	17
NUMERICAL LIST OF PARTS	19
THREAD UNWINDER	17

From the library of: Diamond Needle Corp

INSTRUCTIONS FOR ORDERING

In ordering from this list, use ONLY the PART number in the FIRST column.

The number stamped on a Sewing Machine Part is the number of the Single Part only, except when the part includes Set Screws, Clamping Screws, Studs and Rollers Spun on, Small Wires riveted, or Parts soldered together, etc., which it is necessary to furnish in combination.

Every combination of parts sent out has its specific number which, although not stamped on Parts (except in above case), must be used when ordering the combination.

Each number always indicates the SAME PART in whatever list it appears, or for whatever Machine.

The letters after some of the numbers indicate the style of finish only, as follows:

- A. Hardened, Polished, Nickel Plated and Buffed.
- B. Polished, Nickel Plated and Buffed.
- C. Hardened only.
- D. Polished only.
- E. Soft, not polished.
- F. Hardened and Polished.
- H. Blued.
- J. Nickel Plated only.
- R. Merlized.
- X. Black Oxide, for Iron and Steel.
- XC. Hardened and Black Oxide, for Iron or Steel.
- Y. Black Nickel Plated only.

These letters MUST BE USED when they appear in the list and AFTER the number, as in the list.

In this series


1 to 1500, 200001 to 201500 and 350001 to 351500 are Screw Numbers.
 1501 to 1800, 201501 to 201800 and 351501 to 351800 are Nut Numbers.
 1801 to 2000, 201801 to 202000 and 351801 to 352000 are Roller Numbers.
 2001 to 50000 and 202001 to 350000 are Numbers of Machine Parts.

The figures in the second column refer only to the plate in which the illustration of the part is shown and are NOT TO BE USED in ordering.

Two or more numbers over a cut indicate that the difference between such parts is not visible in an illustration.

Parts marked with an asterisk (*) are furnished only when repairs are made at the factory.

LIST OF PARTS COMPLETE FOR



MACHINE No. 400w11

VERTICAL TRIMMER

TRIMMING MARGIN FROM 1/8 TO 5/16 INCH
TO RIGHT OF SEAM.

HIGH SPEED. DOUBLE ROTARY DISC TAKE-UP.
SINGLE NEEDLE. LOCK STITCH. DROP FEED.

MAXIMUM STITCH 5 1/2 TO THE INCH.

PRESSER BAR LIFT 3/16 INCH.

FOR STITCHING AND TRIMMING LIGHT AND MEDIUM WEIGHT FABRICS.

No.	Plate	Arm	Name
*270601	----	Arm	
270002	18424	"	Cover Plate (back)
200041X	18424	"	" " " Screw (2)
204235	18424	"	Position Pin (2)
200004E	18424	"	Screw (3)
202005	18424	"	" Washer (3)
*270602	18424	"	Shaft
270603	18424	"	" 270602 with 270005, 2003330, 2005780 and 270009
270004	18424	"	Arm Shaft Ball Bearing (back)
270005	18424	"	" " " " (front)

No.	Plate	Name
270095	18428	Presser Bar Lifting Releasing Lever Bracket Spring
270063	18428	Presser Bar Position Guide with 200196E and 350411C
350411C	18428	Presser Bar Position Guide Pinch Screw
270064	18424	Presser Bar Spring
350435C	18424	" " " Screw (pressure regulating)
350499XC	18424	Presser Bar Screw Stud
127033	18426	" Foot for 1/8 to 5/32 in. trimming margins
127034	18426	Presser Foot for 3/16 to 5/16 in. trimming margins
176X	18428	Presser Foot Screw
270927	18377	Rotary Take-up (large)
270161	18428	" " " Position Pin
401D	18377	" " " Screw (2)
271032	18377	" " " Thread Guide
270906	18378	" " (small) with 270147 and 350418C
270068	18378	Rotary Take-up (small) Driving Shaft
270032	18378	" " " " "
		Ball Bearing (2)
270069	18378	Rotary Take-up (small) Driving Shaft Connection Belt
270072	18378	Rotary Take-up (small) Driving Shaft Pulley with two 200382C
200382C	18378	Rotary Take-up (small) Driving Shaft Pulley Set Screw
350418C	18378	Rotary Take-up (small) Set Screw
270147	18378	" " " Thread Cast-off Pin
270148	18377	Rotary Take-up Guard
350503H	18377	" " " Screw (3)
270868	18416	Rotating Hook with 143301 and two 1253AL
270869	18416	Rotating Hook 270868 with 270A74XC and four 1053E
270870	18416	Rotating Hook 270869 with 270872, 270876 and three 1367E
270871	18416	Rotating Hook 270870 with 52237
270010	18416	" " " Bobbin
52235	18416	" " " Case
52236	18416	" " " " 52235 with 591F, 1380E and 40394
40393	18416	Rotating Hook Bobbin Case Hinge, Nos. 2974, 40392 and 125320
270872	18416	Rotating Hook Bobbin Case Holder (chromium plated)
270523	18416	Rotating Hook Bobbin Case Holder Position Bracket
200077D	18416	Rotating Hook Bobbin Case Holder Position Bracket Screw
40392	18416	Rotating Hook Bobbin Case Latch
125320	18416	" " " " " Lever

No.	Plate	Name
2974	18416	Rotating Hook Bobbin Case Latch Lever Fulcrum Pin
2975	18416	Rotating Hook Bobbin Case Latch Spring
592E	18416	" " " " " Stop Screw
40394	18416	Rotating Hook Bobbin Case Tension Spring
591F	18416	Rotating Hook Bobbin Case Tension Spring Regulating Screw
1380E	18416	Rotating Hook Bobbin Case Tension Spring Screw
52237	18416	Rotating Hook Bobbin Case complete, Nos. 592E, 2975, 40393 and 52236
270873	18416	Rotating Hook Bobbin Case 52237 with 270872
270031	18390	Rotating Hook Driving Shaft
270032	18390	" " " " " Ball Bear- ing
270033	18390	Rotating Hook Driving Shaft Bushing with 222598
222598	18390	Rotating Hook Driving Shaft Bushing Oil Packing (wick)
200362C	18390	Rotating Hook Driving Shaft Bushing Set Screw
270169	18390	Rotating Hook Driving Shaft Connection Belt Pulley with 214206 and two 200070C
200070C	18390	Rotating Hook Driving Shaft Connection Belt Pulley Set Screw
214206	18390	Rotating Hook Driving Shaft Connection Belt Pulley Spring Flange
270035	18390	Rotating Hook Driving Shaft Gear (internal teeth) with 200382C and 201220C
201220C	18390	Rotating Hook Driving Shaft Gear Position Screw
200382C	18390	Rotating Hook Driving Shaft Gear Set Screw
270036	18390	Rotating Hook Driving Shaft Oil Lead Wire
270038	18424	Rotating Hook Oil Reservoir Cover
270039	18424	" " " " " Gasket
200041X	18424	" " " " " " Screw (6)
270155	18390	Rotating Hook Oil Reservoir Oil Gauge
143301	18416	" " " Wick (felt)
270876	18416	" " Section
1367E	18416	" " " Screw
1253AL	18416	" " Set Screw
270162	18390	" " Shaft
270163	18390	" " " Bushing
268258	18390	" " " " Oil Packing (wick)
350277C	18390	Rotating Hook Shaft Bushing Set Screw
270164	18390	" " " End Bearing
201215D	18390	" " " " " Screw

From the library of: www.threads.com

No.	Plate	Name
202423	18390	Rotating Hook Shaft Oil Filter Wick
143349	18390	" " " " " "
		Holder
270176	18390	Rotating Hook Shaft Oil Filter complete, Nos. 143349 and 202423
350498E	18390	Rotating Hook Shaft Oil Regulating Screw
270044	18390	Rotating Hook Shaft Thrust Washer
270166	18390	Rotating Hook Shaft Bushing complete, Nos. 268258, 270044, 270162 to 270164, 270176, 350498E and two 201215D
270874XC	18416	Rotating Hook Thread Guard
		" " " Screw
1053E	18416	Tension Disc
270076	18428	" Releaser (adjustable)
200132E	18428	" " Screw
32572	18377	" Releasing Disc
270086	18377	" " Pin
13710	18377	" Spring
50304C	18377	" Stud
52098	18377	" " 50304C with 1560C
50305C	18377	" " Set Screw
1560C	18377	" Thumb Nut
270087	18377	Tension complete, Nos. 13710, 32572, 52082, 52083, 52098, 270086 and two 2102
270096	18377	Thread Guide
236245	18377	" " (lower)
270077	18428	" " (on needle bar bushing)
350503H	18377	" " Screw (2)
270079	18428	" Pull-off
200196E	18428	" " Set Screw
270080	18377	" Retainer
200355H	18377	" " Screw
270150	18377	" Severing Finger
270151	18377	" " " Guard
350486XC	18377	" " " " Hinge Screw
270156	18377	" " " " " "
		Spring Washer
200567H	18377	Thread Severing Finger Screw
52082	18377	" Take-up Spring
52083	18377	" " " Regulator with 50305C
446C	18377	Thread Take-up Spring Regulator Set Screw
270646	18426	Throat Plate, 50 needle hole, for needle sizes 14 and 15, for trimming margins from 1/8 to 5/32 in., for 52176
270647	18426	Throat Plate, 50 needle hole, for needle sizes 14 and 15, for trimming margins from 3/16 to 7/32 in., for 52176
270648	18426	Throat Plate, 50 needle hole, for needle sizes 14 and 15, for trimming margins from 1/4 to 9/32 in., for 52176
270649	18426	Throat Plate, 50 needle hole, for needle sizes 14 and 15, for 5/16 in. trimming margins, for 52126
691F	18426	Throat Plate Screw (2)

MACHINE No. 400w14

VERTICAL TRIMMER

TRIMMING MARGIN $\frac{3}{32}$ INCH TO RIGHT OF SEAM.

HIGH SPEED. DOUBLE ROTARY DISC TAKE-UP.

SINGLE NEEDLE. LOCK STITCH. DROP FEED.

MAXIMUM STITCH 5 $\frac{1}{2}$ TO THE INCH.

PRESSER BAR LIFT $\frac{3}{16}$ INCH.

FOR STITCHING AND TRIMMING LIGHT AND MEDIUM WEIGHT FABRICS.

Same as Machine No. 400w11 with the following exceptions

No.	Plate	Name
270694	18429	Feed Dog, 12 teeth (16 teeth to the inch), for 270700
270695	18430	Knife (upper)
270697	18429	Throat Plate Body
270698	18429	" " Needle Plate (with integral cutting edge) 50 needle hole, for needle sizes 14 and 15, $\frac{3}{32}$ in. trimming margin
200586H	18429	Throat Plate Needle Plate Screw
270699	18429	" " Slide
200586H	18429	" " " Screw
270700	18429	Throat Plate complete, 50 needle hole, for needle sizes 14 and 15, $\frac{3}{32}$ in. trimming margin, Nos. 270697 to 270699 and three 200586H, for 270694 (Nos. 270616 to 270618, 691F, 200124H, 200040C and 201520C, not used)

From the library of: Diamond Needle Corp.

ACCESSORIES

No.	Plate	Name
270010	18416	Rotating Hook Bobbin (2)
228476	18422	Screw Driver (Bobbin Case)
88 x 1	-----	Needles, six, size 16
228478	18311	Drip Pan, with four 3/4 in. wire nails
12361	18422	Machine Hinge Connection (2)
41400	18422	" Rest Pin (wood)
120342	18422	Oiler (copper plated) with 120343
120343	18422	" Spout (3-1/2 in. long)
259477	18422	Screw Driver, 5 in. long

KNEE LIFTER

228486	18311	Rock Lever Bracket with 2003470 and three wood screws 7/8 in., No 12
228361	18311	Rock Lever Bracket 228486 with 228359, 228363, 228367, 228388 and 228455
228359	18311	Rock Lever with two 350231C
228370	18311	" " Extension with 200529C
350231C	18311	" " " Set Screw
228363	18311	" " Hinge Pin
228364	18311	" " Knee Plate with 350231C
228388	18311	" " " " Arm
350231C	18311	" " " " Set Screw
350231C	18311	" " " " Set Screw
228455	18311	" " Position Spring
228365	18311	" " Rod
200529C	18311	" " " Set Screw
228386	18311	" " Spring
228367	18311	" " Stop Stud
2003470	18311	" " " " Set Screw
228371	18311	Knee Lifter Rock Lever complete, Nos. 228361, 228364, 228365, 228370 and 228388

(Other Knee Lifter parts are listed with parts of machine head)

BOBBIN WINDER

(SWINGING AUTOMATIC, RIGHT HAND)

FOR "V" BELT DRIVE

No.	Plate	Name
259428	18312	Brake (leather)
259429	18312	" Clamp
200113F	18312	" " Screw
225453	18312	Frame with 202277 and 259660
225454	18312	" Hinge Pin
202277	18312	" Oil Packing (wick)
259660	18312	" " Well Washer
225455	18312	" Spring
225456	18312	" " Plunger
259461	18312	Fulley with 200380C
200380C	18312	" Set Screw
225381	18312	Spindle
225444	18312	Stop Latch
200056E	18312	" " Screw
225458	18312	" " Thumb Lever
225459	18312	" " " " Hinge Stud
225459	18312	" " " " Joint Stud
202478	18312	" " Trip Lever
200299H	18312	" " " " Hinge Screw
225461	18312	Tension Bracket with 201499H
200082D	18312	" " Screw
226026	18312	" " " Washer
2102	18312	" Disc
13710	18312	" Spring
201499H	18312	" Stud
201572H	18312	" " Thumb Nut
225462	18312	Bobbin Winder Tension Bracket complete, Nos. 13710, 201572H, 225461 and two 2102
259662	18312	Bobbin Winder and Tension Bracket Base
259462	18312	Universal Bobbin Winder complete, Nos. 200056E, 200082D, 200113F, 200299H, 202478, 225381, 225444, 225453 to 225456, 225458, 225462, 226026, 259428, 259429, 259461, 259662, two each 225459 and wood screws 3/4 in., No. 12, R H.B.

 From the library of: **Oliver and Needle Corp**

BELT GUARD

No.	Plate	Name
270153	18375	Belt Guard Bracket
350328H	18375	" " " Screw (2)
200362C	18375	" " Set Screw (2)
270152	18375	" " with two 200362C
270154	18375	Belt Guard complete, Nos. 270153, 270153 and two 350328H

BOBBIN WINDER

(SWINGING AUTOMATIC, RIGHT HAND)

FOR 5/16 INCH ROUND BELT DRIVE

259428	18312	Brake (leather)
259429	18312	" Clamp
200113F	18312	" " Screw
225453	18312	Frame with 202277 and 259660
225454	18312	" Hinge Pin
202277	18312	" Oil Packing (wick)
259660	18312	" " Well Washer
225455	18312	" Spring
225456	18312	" Plunger
225368	18312	Pulley with 200380C
200380C	18312	" Set Screw
225381	18312	Spindle
225444	18312	Stop Latch
200056E	18312	" " Screw
225458	18312	" " Thumb Lever
225459	18312	" " " " Hinge Stud
225459	18312	" " " " Joint Stud
202478	18312	" " Trip Lever
200299H	18312	" " " " Hinge Screw
225461	18312	Tension Bracket with 201499H
200082D	18312	" " Screw
228026	18312	" " " " Washer
2102	18312	" Disc
13710	18312	" Spring
201499H	18312	" Stud
201572H	18312	" " Thumb Nut
225462	18312	Bobbin Winder Tension Bracket com- plete, Nos. 13710, 201572H, 225461 and two 2102
259430	18312	Bobbin Winder and Tension Bracket Base
259431	18312	Universal Bobbin Winder complete, Nos. 200056E, 200082D, 200113F, 200299H, 202478, 225460, 225381, 225444, 225453 to 225456, 225458, 225462, 228026, 259428 to 259430, two each 225459 and wood screws 3/4 in., No. 12, R.H.B.

MISCELLANEOUS PARTS

No.	Plate	Name
225434	18422	Bobbin Holder
259502	18422	Finger Guard
228394	18422	Spool Pin

USED IN CONJUNCTION WITH THREAD UNWINDER

259370	18362	Spool Pin
259378	18362	" " Arm with 217E and 259379
448AL	18362	" " " Set Screw
232896	18362	" " " Bracket with two 448AL
448AL	18362	" " " " Set Screw
259371	18362	" " Cap (bakelite)
1010F	18362	" " Hinge Screw
259379	18362	" " Retaining Spring
217E	18362	" " " " Screw
259372	18362	" " Washer
259373	18362	Spool Pin complete, Nos. 1010F and 259370 to 259372
60913	18362	Spool Weight with 60914
60914	18362	" " Center Pin
225377	18362	" Wire, for small spools
27739	18362	Thread Cone (wood)
225390	18362	" " Holder

THREAD UNWINDER

225257	18362	Spool Rest (for two spools) (flat) with 201018C
150203	18362	Spool Rest Cushion (felt)
225388	18362	" " Rod
200383C	18362	" " " Set Screw
201018C	18362	" " Set Screw
259658	18362	" Stand with 200383C
225391	18362	Thread Guide
201696H	18362	" " Lock Nut
225326	18362	" " Position Cup
225324	18362	" " Rod with 208AL and 225322
208AL	18362	" " " Screw
225322	18362	" " " Washer
225258	18362	Thread Unwinder (for two spools) com- plete, Nos. 201696H, 225257, 225324, 225326, 225388, 259658, two each 150203, 225391 and three wood screws 7/8 in., No. 12

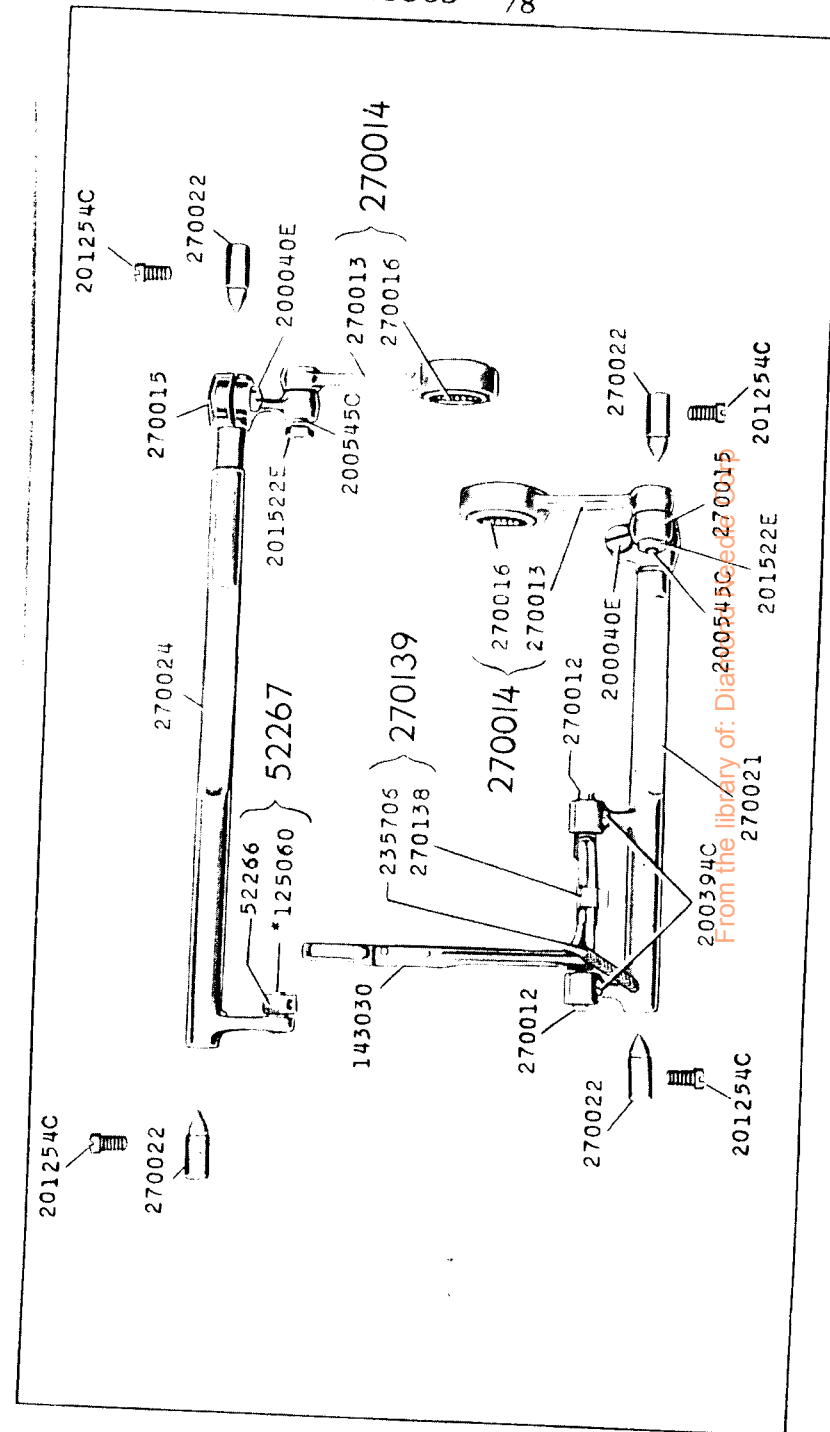
from the library of: Harmon Needle Co.

No.	Plate	Name
350231C	18311	Knee Lifter Rock Lever Knee Plate Arm Set Screw, for 228359
350231C	18311	Knee Lifter Rock Lever Knee Plate Set Screw, for 228364
350277C	18305	Feed Driving Rock Shaft Center Set Screw
350277C	18305	Feed Lifting Rock Shaft Center Set Screw
350277C	18390	Rotating Hook Shaft Bushing Set Screw
350328H	18375	Belt Guard Bracket Screw, for 270154
350411C	18428	Presser Bar Position Guide Pinch Screw, for 270063
350418C	18378	Rotary Take-up (small) Set Screw, for 270906
350435C	18424	Presser Bar Spring Screw (pressure regulating)
350442C	18428	Presser Bar Lifter Hinge Screw
350445F	18428	Needle Set Screw, for 270696
350486XC	18377	Thread Severing Finger Guard Hinge Screw
350489AL	18428	Needle Bar Bushing (upper) Set Screw
350492C	18425	Arm Shaft Connection Belt Pulley Position Screw, for 270168
350498E	18390	Rotating Hook Shaft Oil Regulating Screw, for 270166
350499XC	18424	Presser Bar Screw Stud
350502C	18427	Knife (upper) Driving Link (lower half) Hinge Screw
350503H	18377	Face Plate Screw
350503H	18377	Rotary Take-up Guard Screw
350503H	18377	Thread Guide Screw

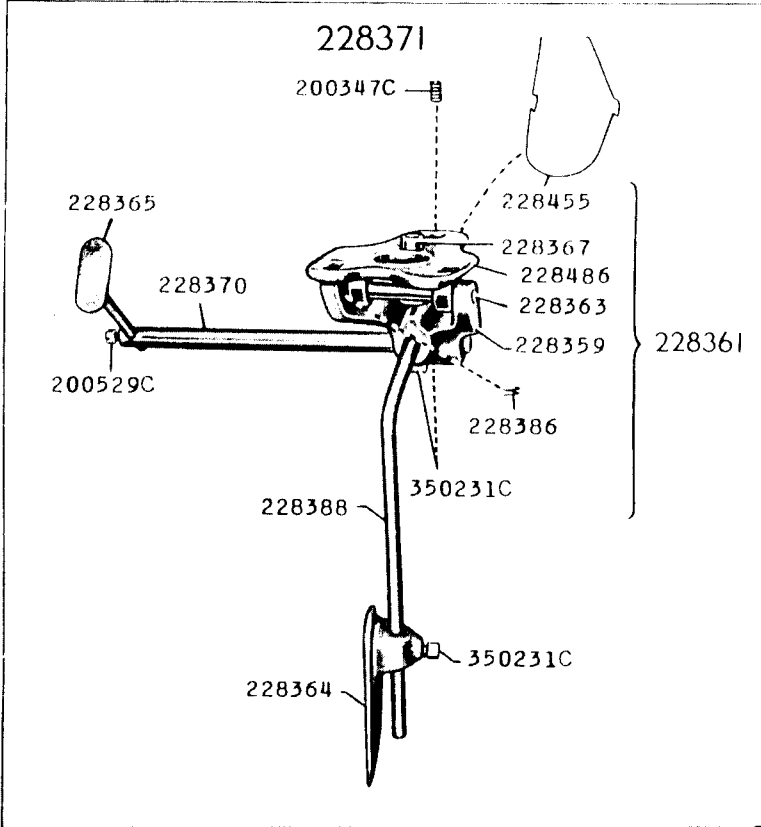
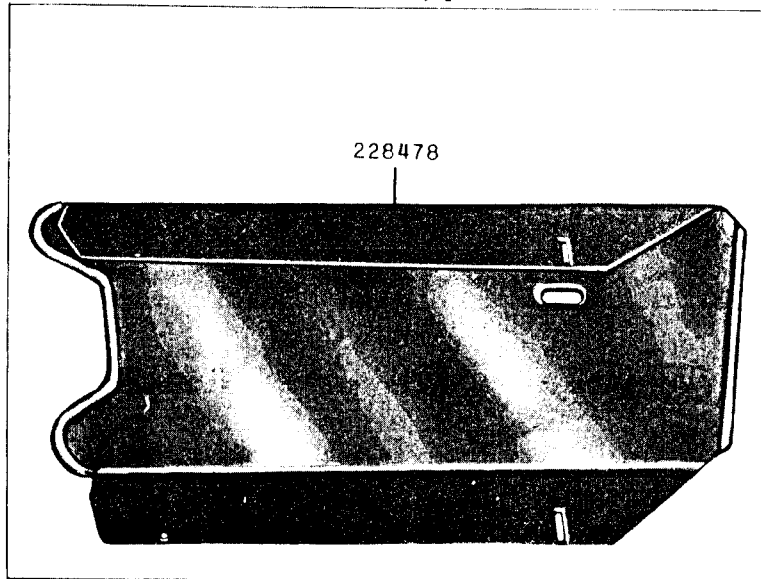
SINGER Needles should be used
in SINGER Machines
These Needles and their Containers
are marked with the
Company's Trade Mark "SIMANCO.**" 1

Needles in Containers marked
"FOR SINGER MACHINES"
are NOT SINGER made needles. 2

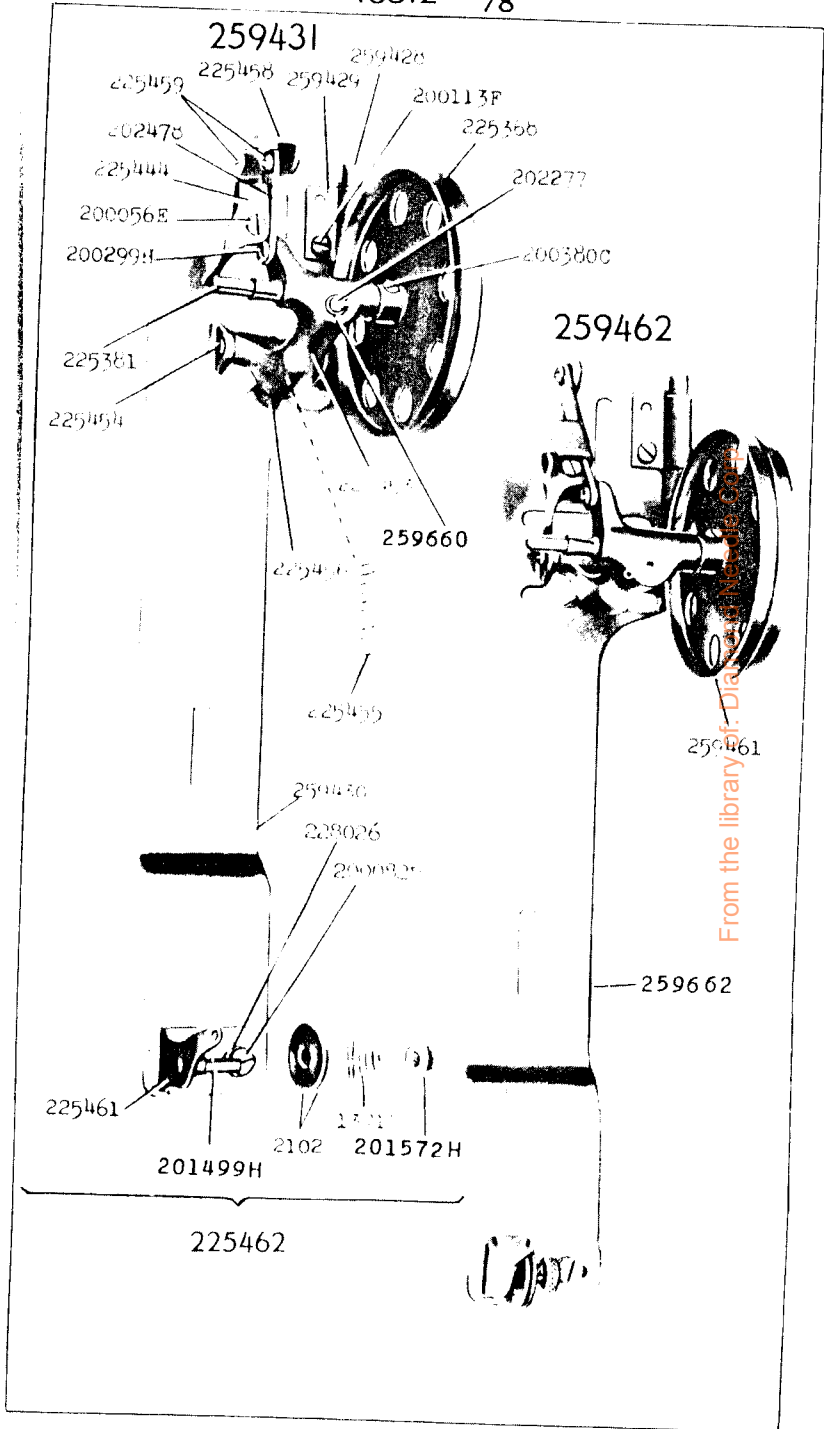
18305 - 3/8



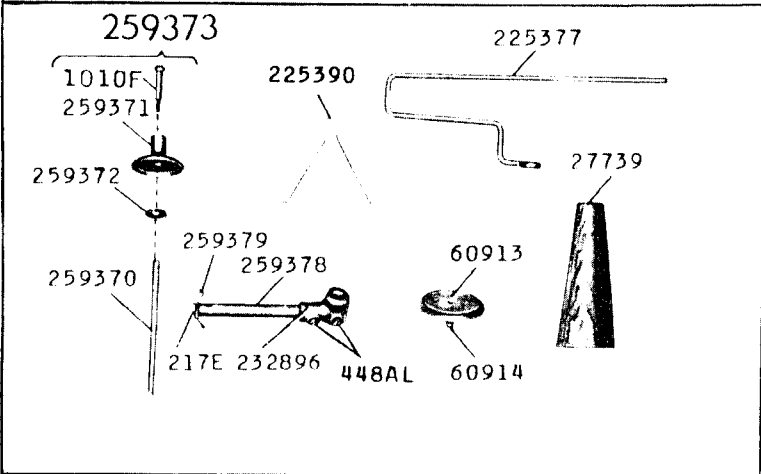
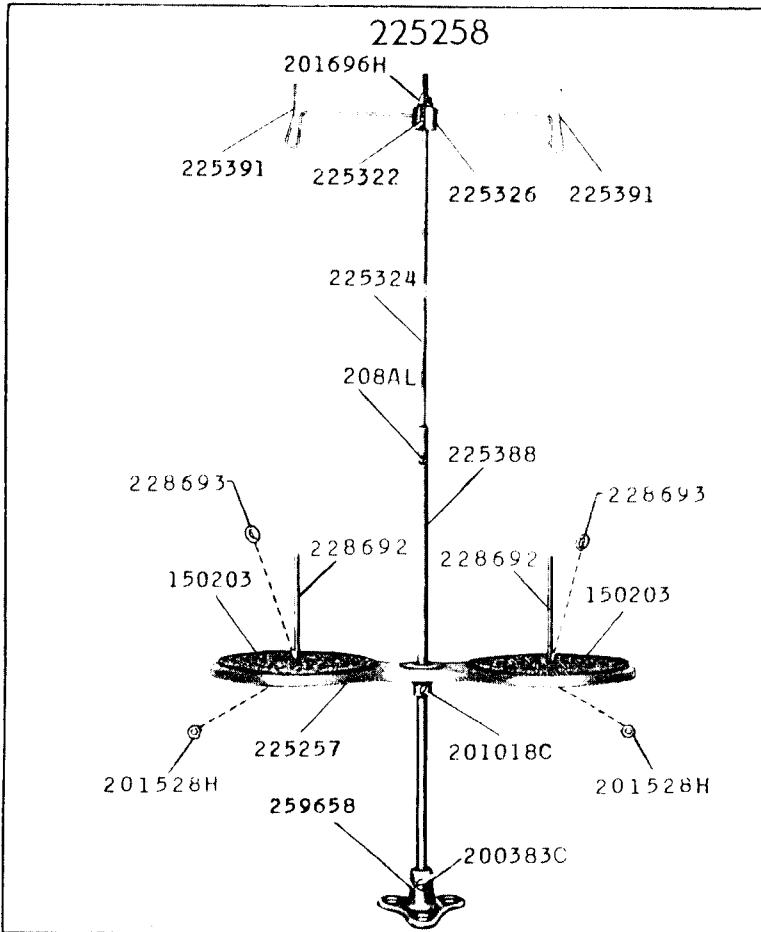
18311 - 1/4



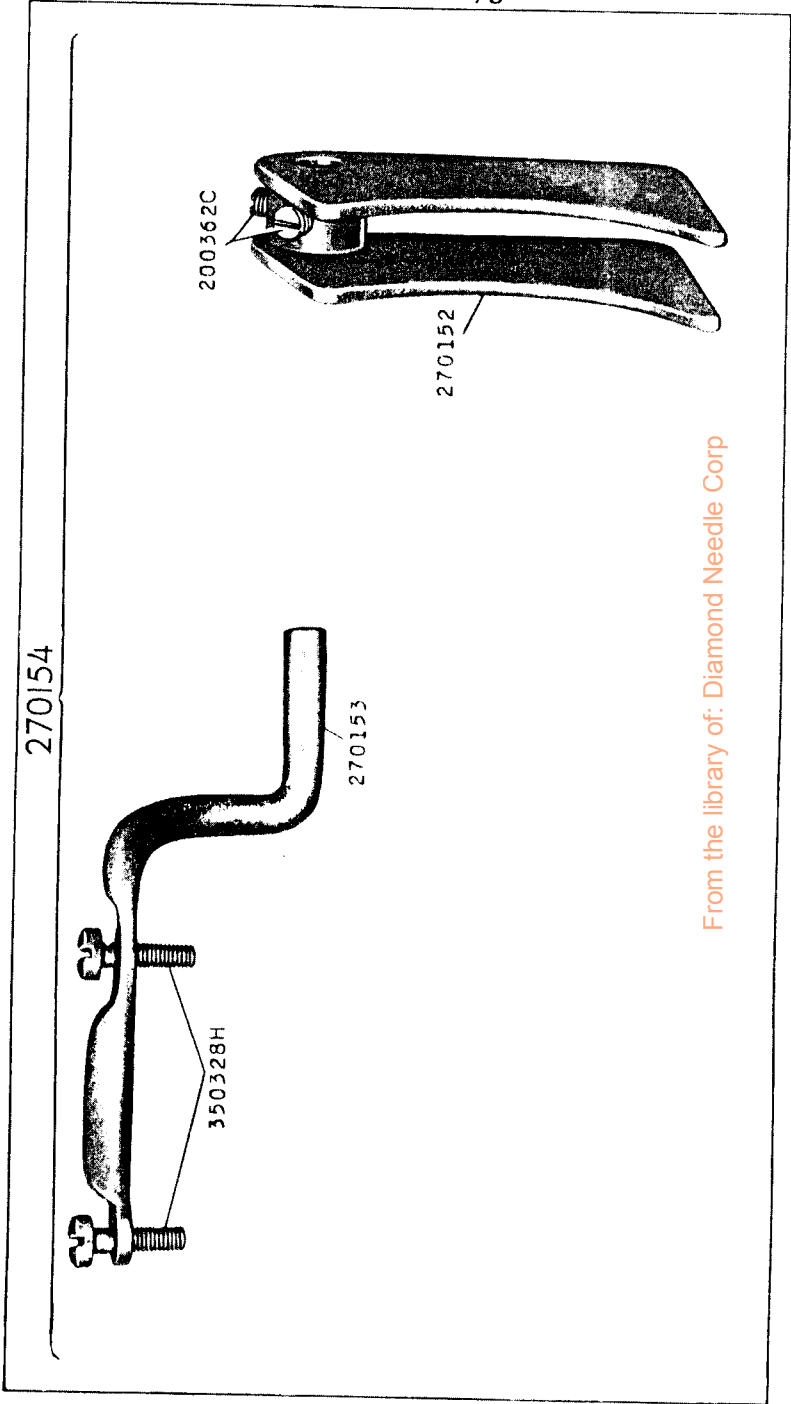
18312 - 3/8



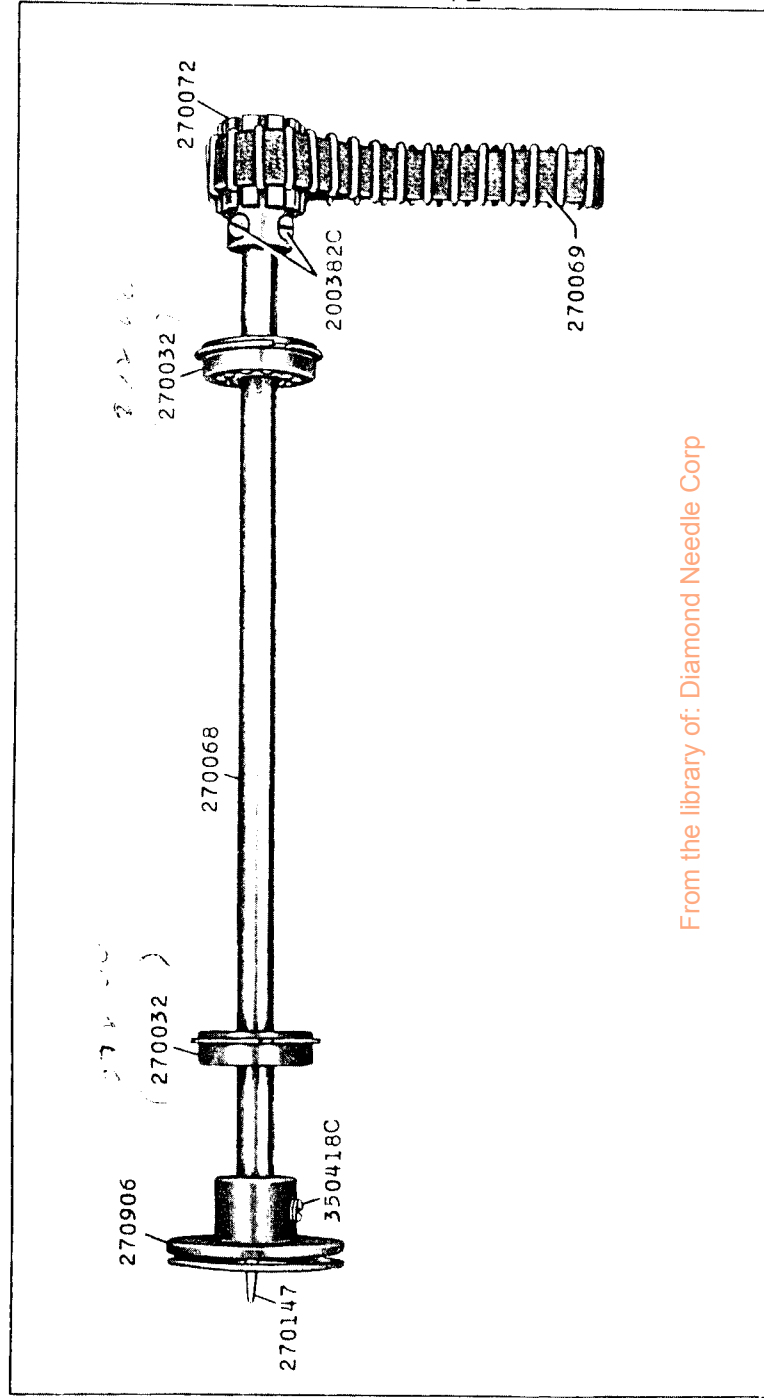
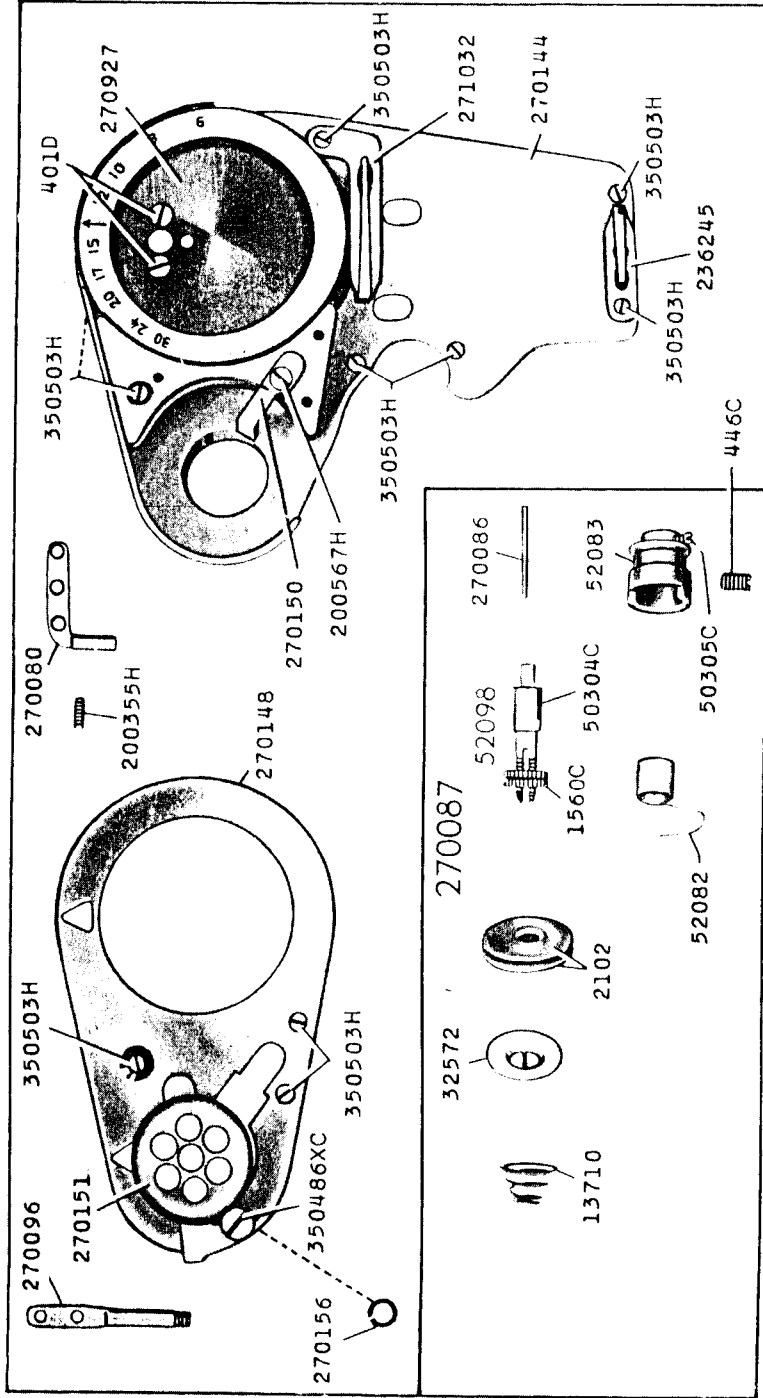
18362 - 1/6



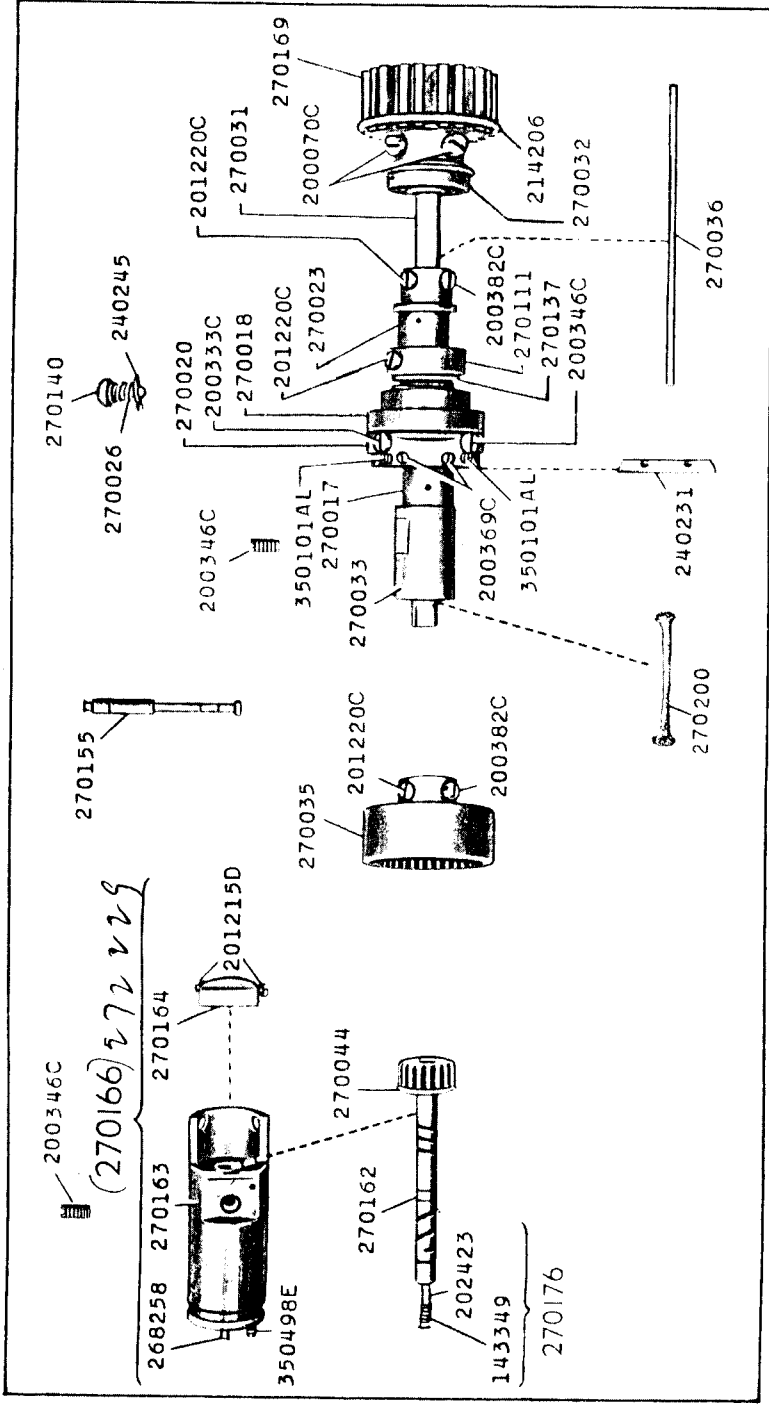
18375 - 2/3



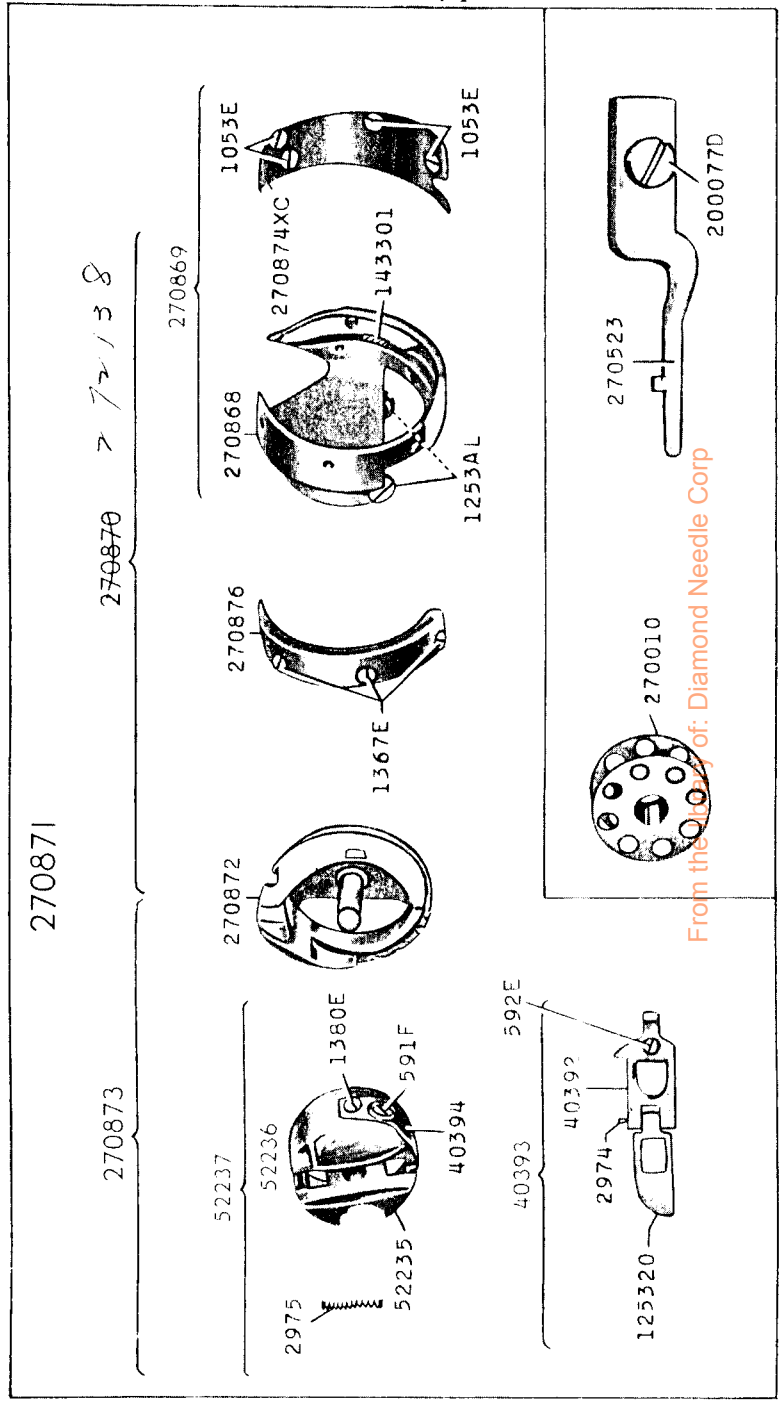
From the library of: Diamond Needle Corp



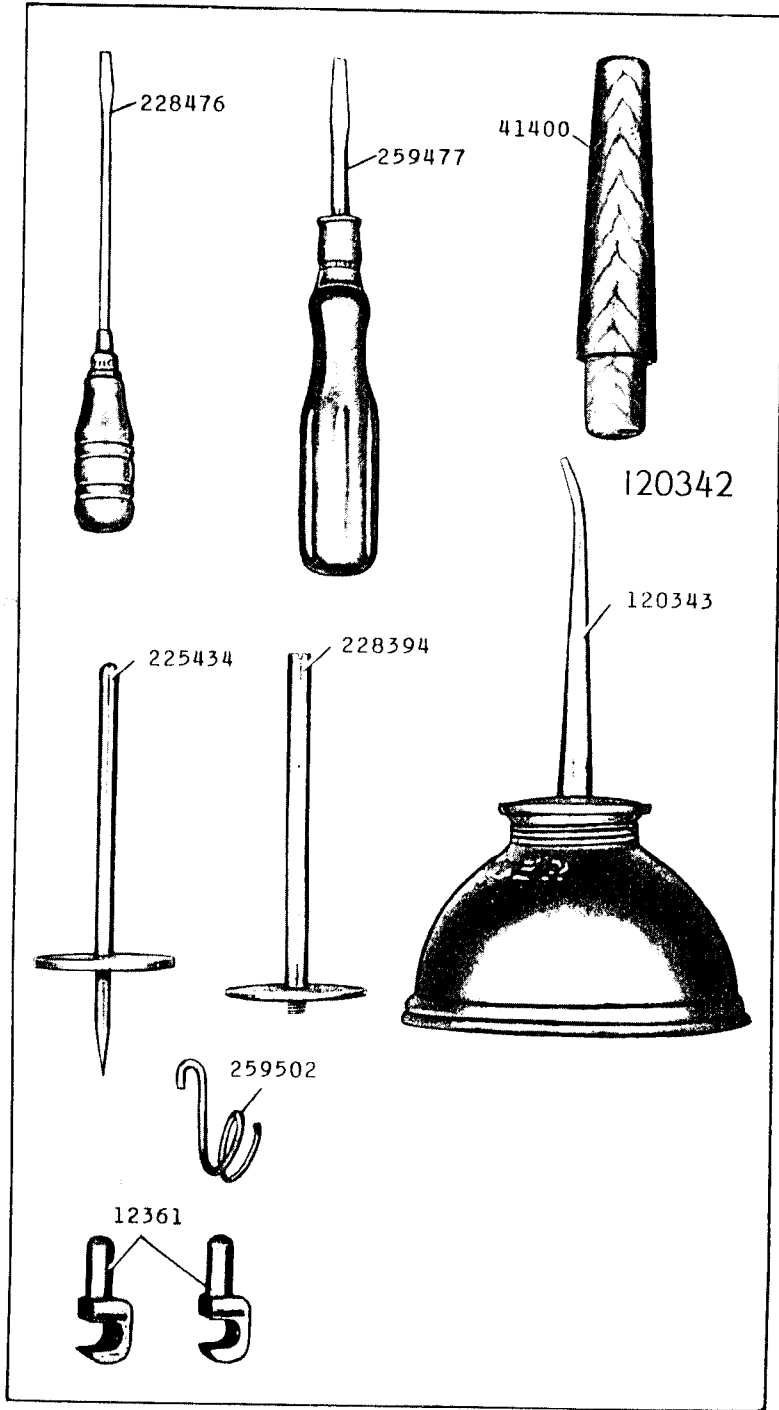
18390-3/8



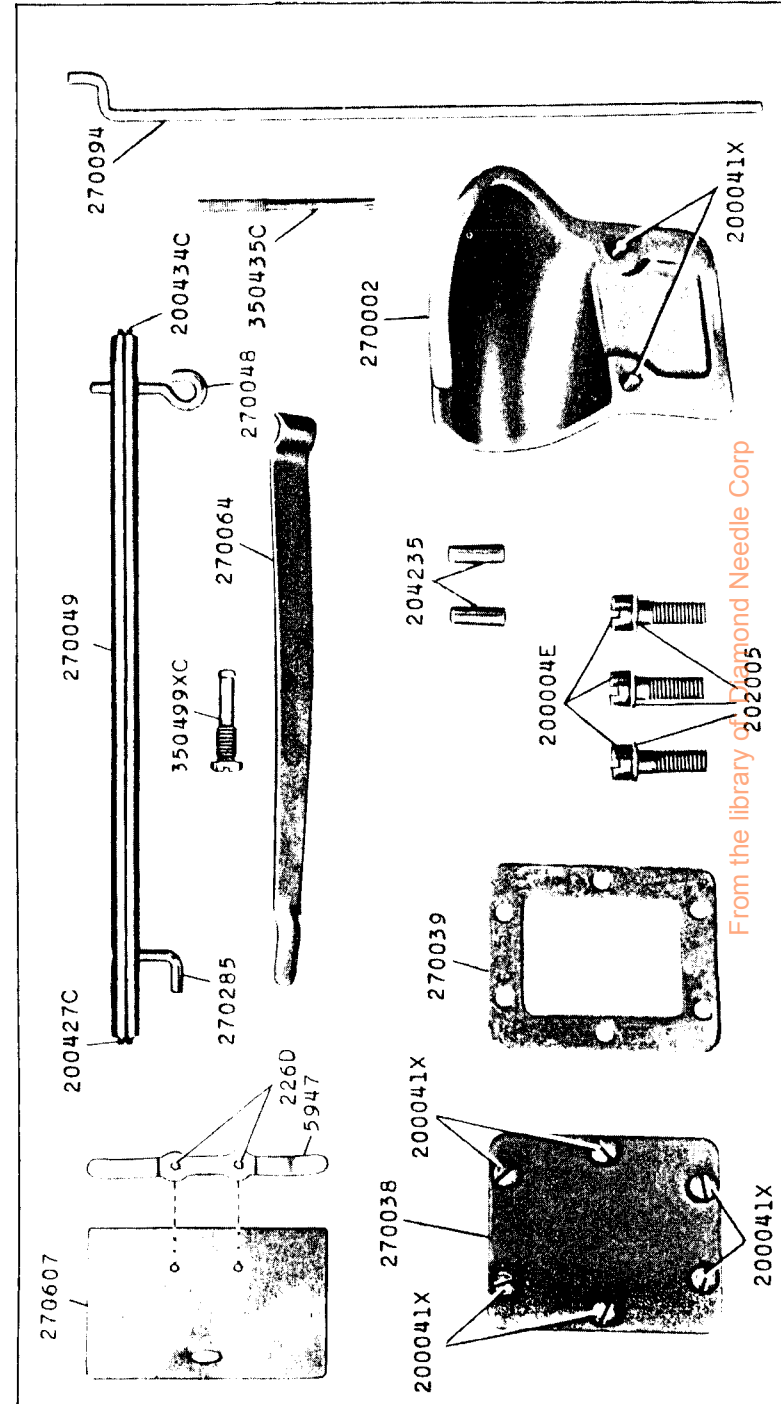
18416 - 3/4



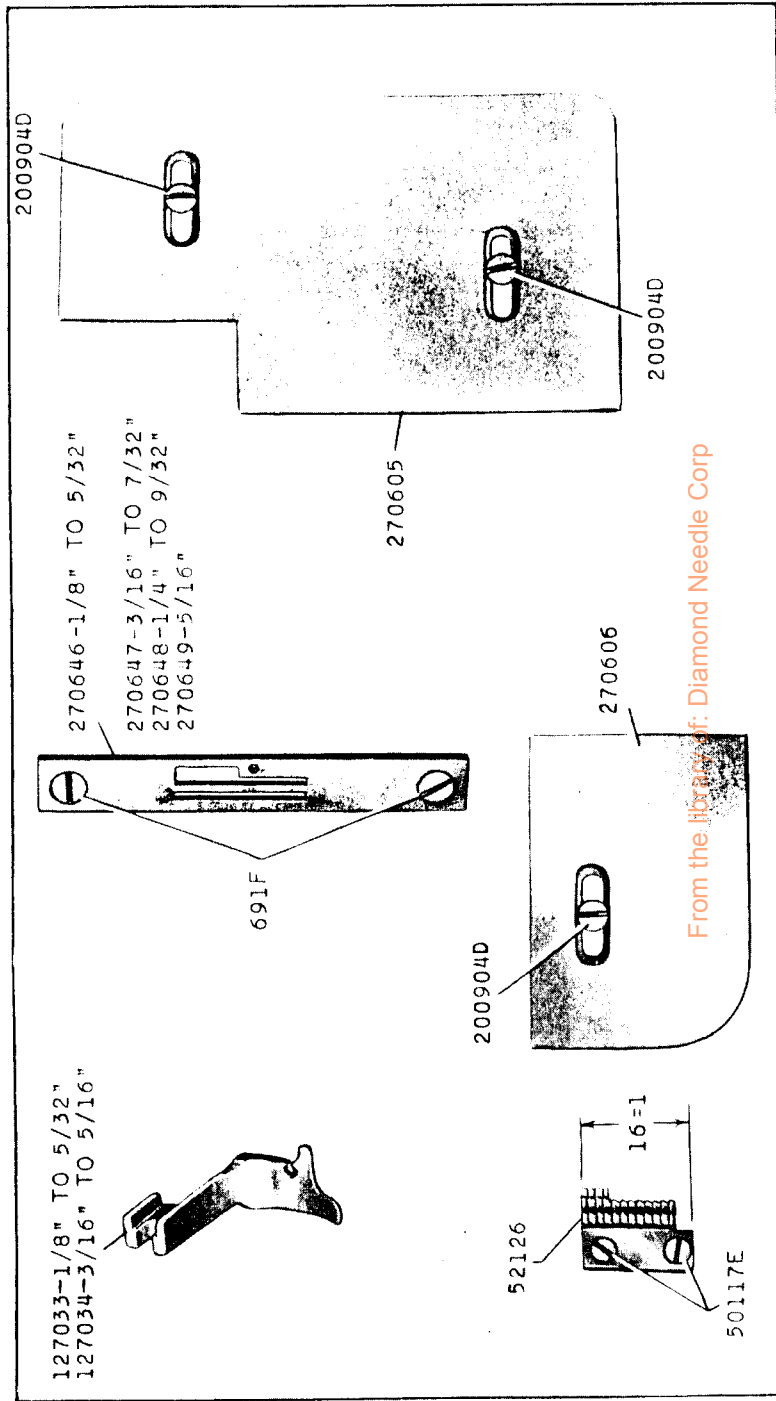
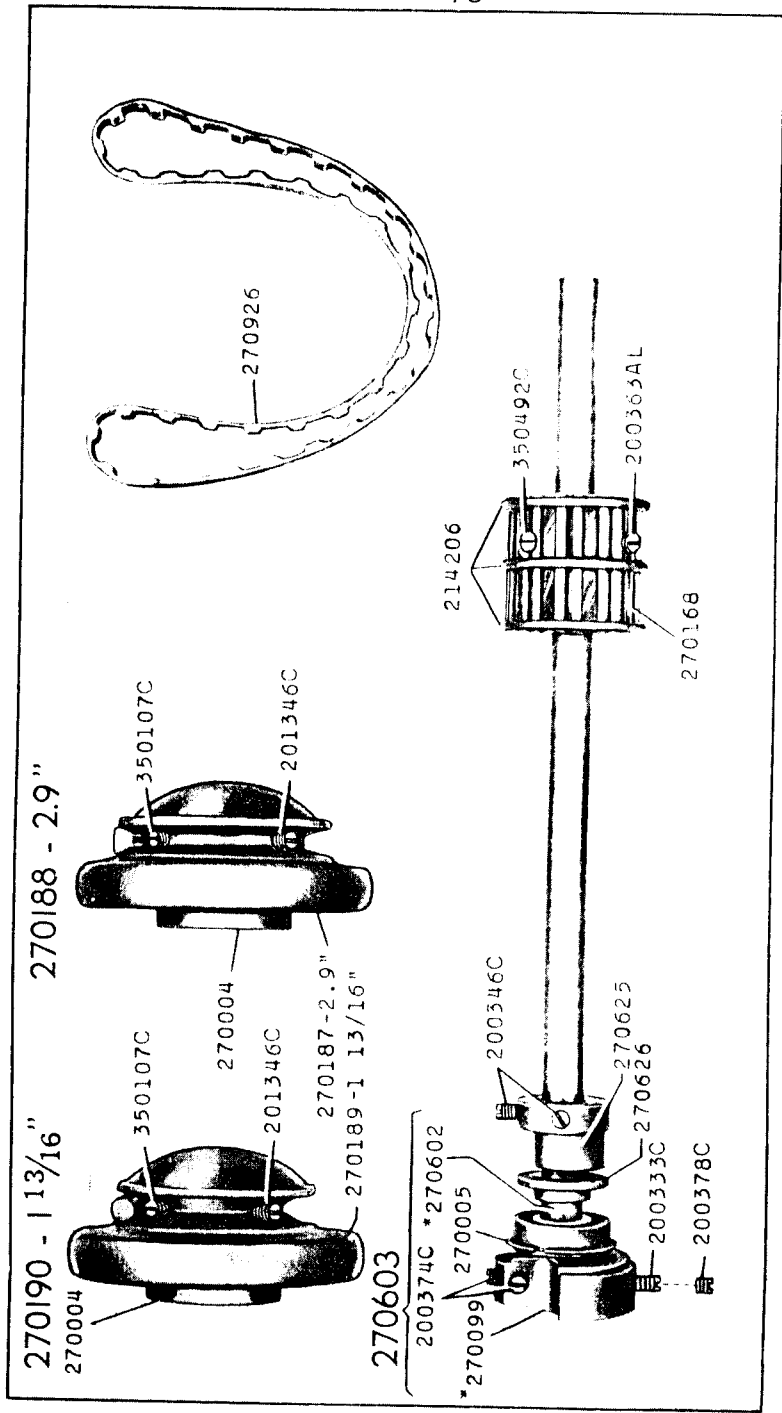
18422 - 1/2



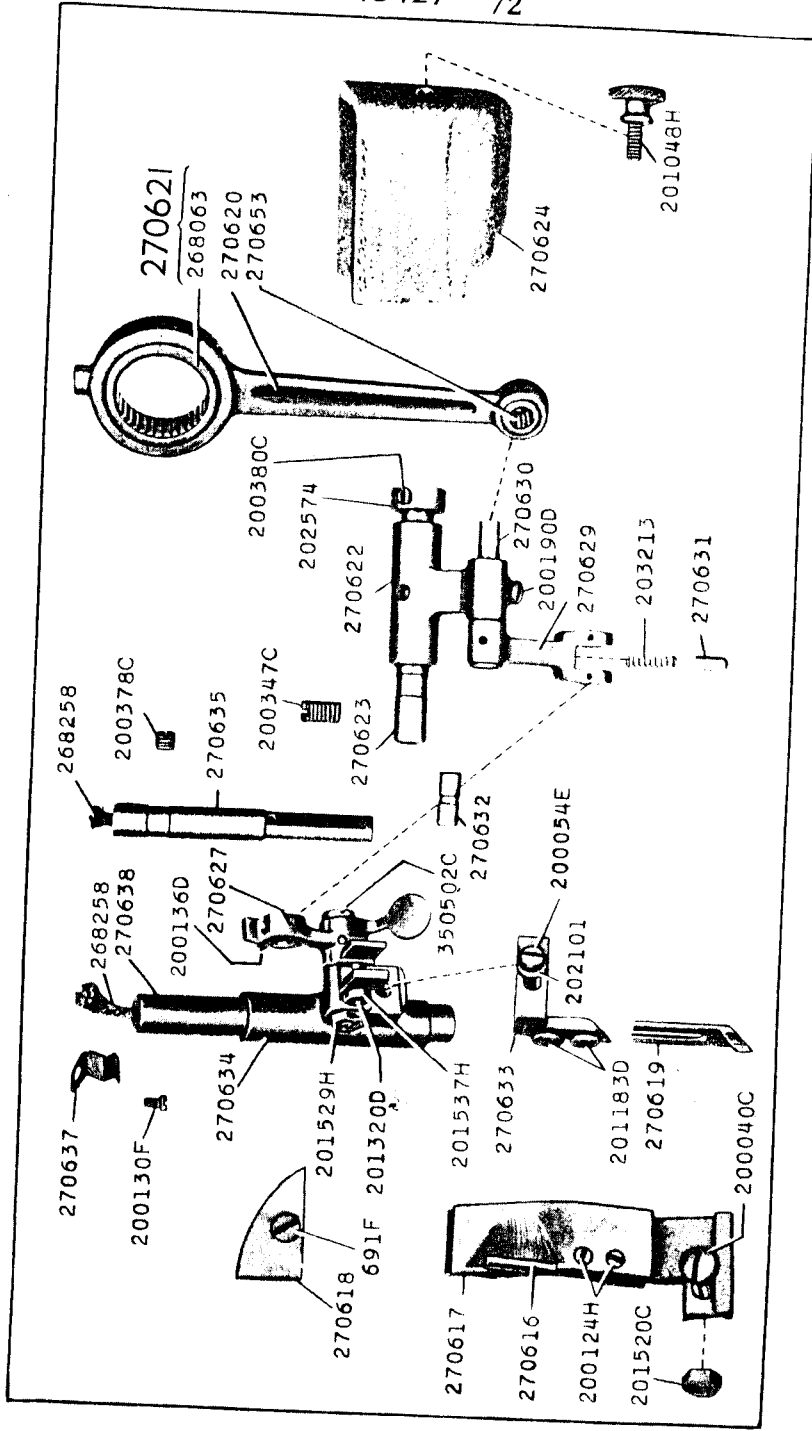
18424 - 3/8



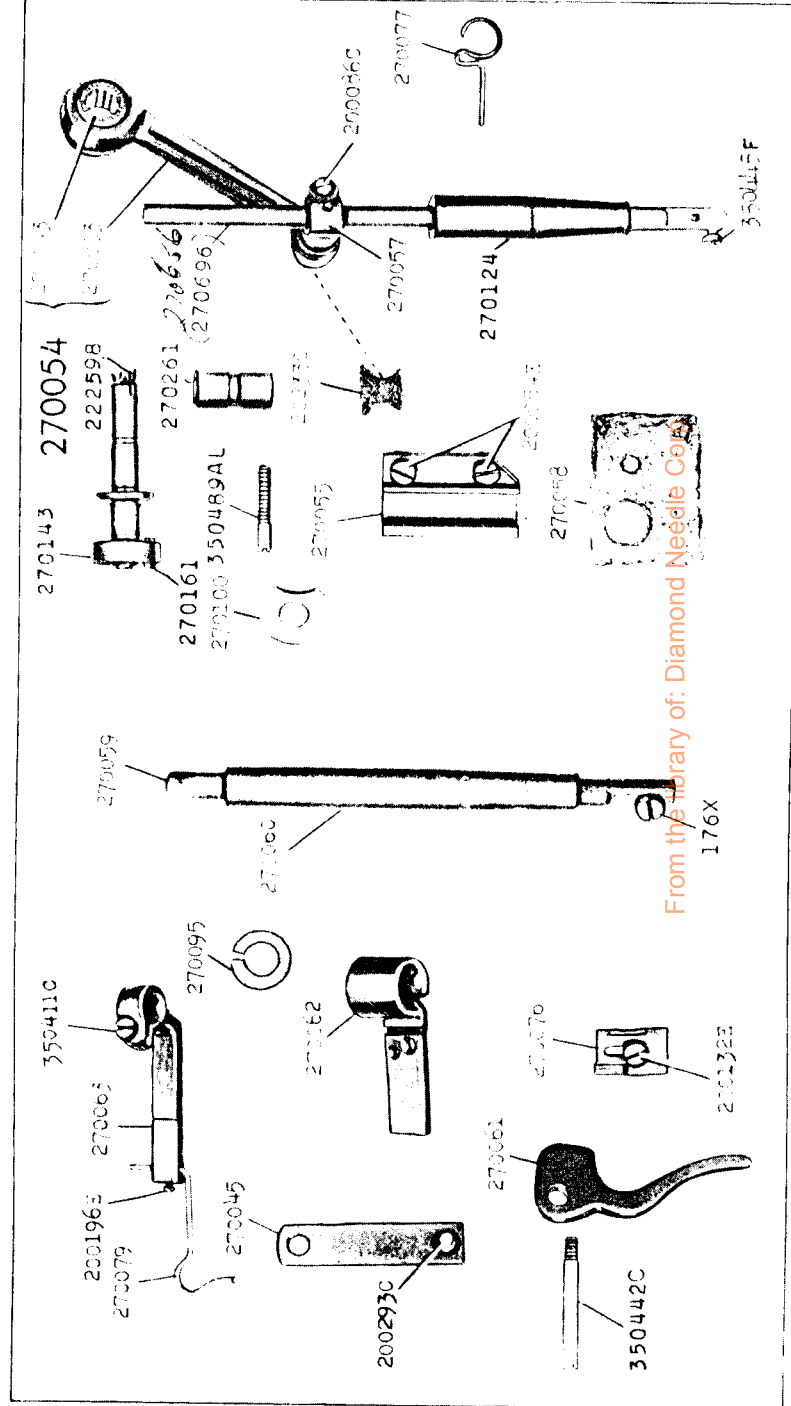
From the library of Diamond Needle Corp 202005



18427 - 1/2

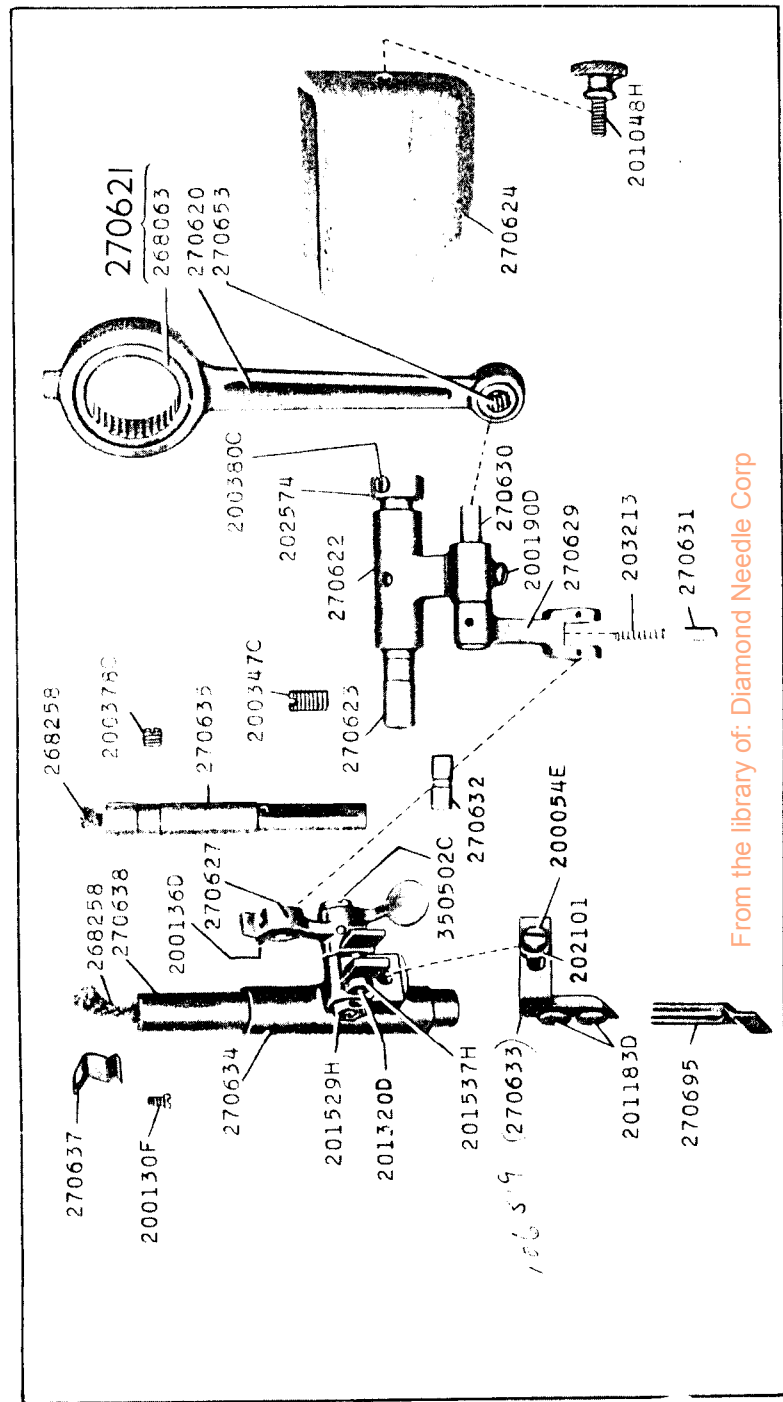
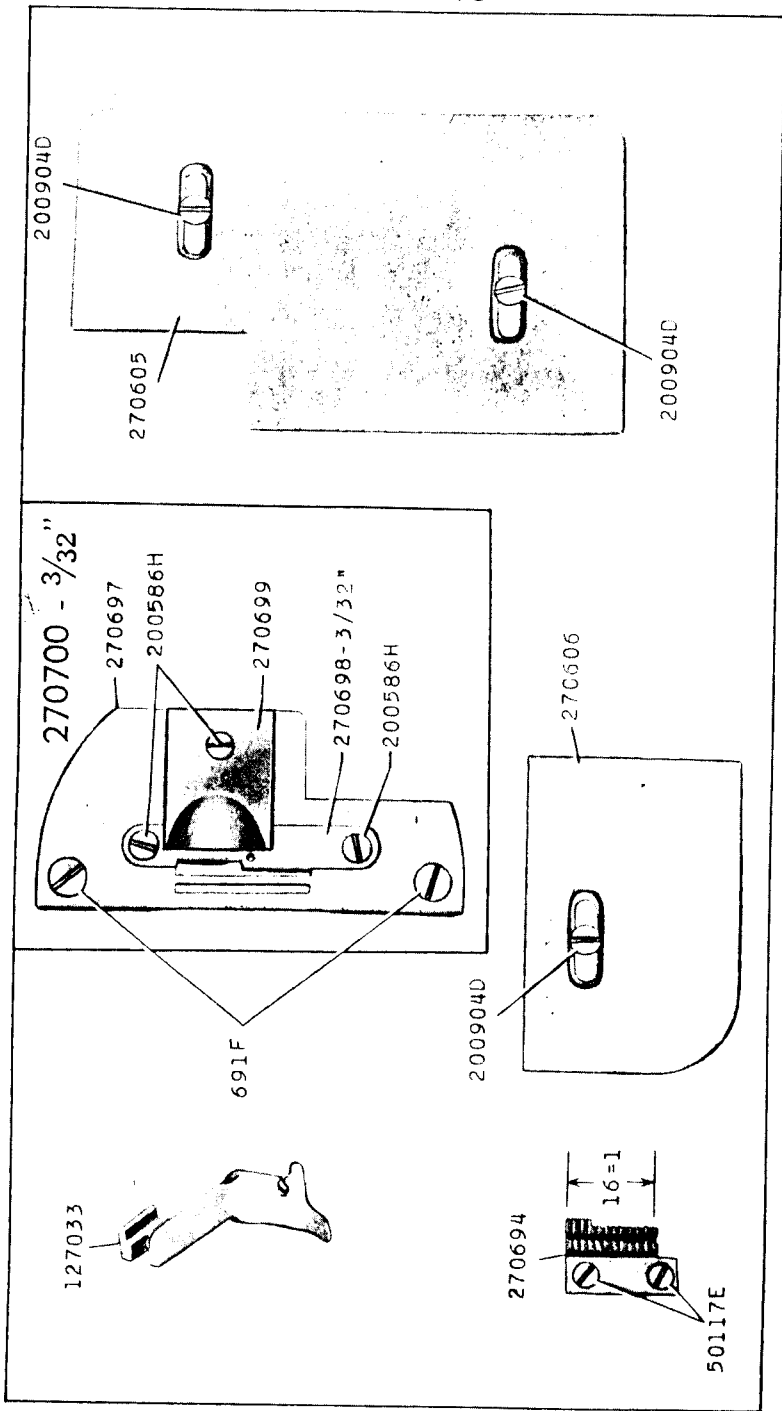


18428 - 1/2



From the library of: Diamond Needle Core

176X



From the library of: Diamond Needle Corp